



IMMIGRANTS ARE INDISPENSABLE TO THE WORKFORCE:

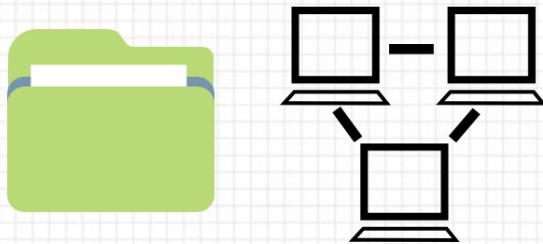


ADMINISTRATIVE SUPPORT SERVICES

THE ADMINISTRATIVE SUPPORT INDUSTRY RANKED

8TH



MOST LIKELY TO HAVE IMMIGRANT WORKERS IN 2014



1


7.5%

OF ALL EMPLOYED IMMIGRANTS WORKED IN OFFICE & ADMINISTRATIVE SUPPORT OCCUPATIONS IN 2017



2

IN OFFICE & ADMINISTRATIVE SUPPORT OCCUPATIONS, WOMEN ACCOUNTED FOR



66%
OF
IMMIGRANT
WORKERS

COMPARED TO
74%
OF NATIVE-
BORN WORKERS

3

AMONG ALL SECRETARIES & ADMINISTRATIVE ASSISTANTS IN 2018, WORKERS WERE:



13.5%

8.9%

3.3%



HISPANIC OR
LATINO

BLACK OR AFRICAN
AMERICAN

ASIAN

4

SOURCES

1. Bureau of Labor Statistics, <https://www.bls.gov/news.release/pdf/forbrn.pdf>
2. Pew Research Center, <https://www.pewresearch.org/fact-tank/2017/03/16/immigrants-dont-make-up-a-majority-of-workers-in-any-u-s-industry/>
3. Bureau of Labor Statistics, <https://www.bls.gov/news.release/pdf/forbrn.pdf>
4. Bureau of Labor Statistics, <https://www.bls.gov/cps/cpsaat11.htm>



NATIONAL
IMMIGRATION
FORUM